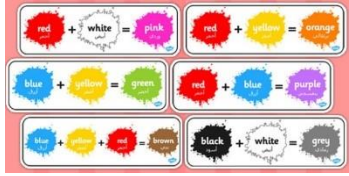





Autumn 1 – Art & Design (painting)

Knowledge <i>I know...</i>	Skills <i>I can...</i>	Links back to <i>I remember...</i>
<ul style="list-style-type: none"> Vincent van Gogh was a Dutch artist He is not alive now He has famous paintings – his portrait, the sunflower, starry night He painted portraits and landscapes He used water colours and oil paints Colours can be changed by mixing them together Different tools can be used to paint 	<ul style="list-style-type: none"> Clean my brush between changing colours and dry on paper towel Mix colours using a silver tray. Explore what happens when I mix colours using poster paint Paint with feathers, cards, fingers and a paint brush Paint a portrait of myself Compare my portrait to van Gogh's portrait 	<ul style="list-style-type: none"> n/a
Vocabulary: Landscape: a painting showing a view of natural scenery, like the countryside Portrait: a painting of a person Watercolour: a type of paint which is used with water to give transparent colour paint which is used with water to give transparent colour Oil paint: a thick paint made of oil Tools: Equipment we can use to make art Mix: Putting 2 or more colours together to make a new colour		Images:  

Spring 2 – Art & Design (drawing)

Knowledge <i>I know...</i>	Skills <i>I can...</i>	Links back to <i>I remember...</i>
<ul style="list-style-type: none"> Pablo Picasso was a Spanish artist. He is not alive now. Picasso changed his style. He began with realistic drawings (e.g. Picasso when he was 18). Pencils can make different marks (including outlines and infilling) 	<ul style="list-style-type: none"> Use a pencil on a large scale. Use pencils, felt tips and crayons. Explore with different ways of mark making To colour pencil infilling with an outline Use drawing to share my ideas and experiences Link my own work to Pablo Picasso Describe similarities and differences e.g. Picasso at 18 and 25/Picasso as an artist compared to Andy Goldsworthy/collage compared to drawing. 	<ul style="list-style-type: none"> Painting a self-portrait (autumn) Andy Goldsworthy is a different artist that I know (autumn) Andy Goldsworthy creates collages (autumn) Creating a line drawing of my family (autumn)
Vocabulary: Drawing: a picture made with a pencil, pen, or crayon rather than paint Infill: fill a space Line: a narrow continuous mark; the edge or contour of a shape. Outline: a line by which an object or figure is or appears to be bordered. Realistic: shows true to life Scale: relative or equal size. Shape: the form of an object defined by outline.		Images: Picasso at 18 years  

Summer 2 – Art & Design (sculpture)		
Knowledge <i>I know...</i>	Skills <i>I can...</i>	Links back to <i>I remember...</i>
<ul style="list-style-type: none"> • Antony Gormley is a British sculptor. • He created a sculpture called 'The Angel of the North'. • He has created sculptures locally (Peterborough). • Sculptors use different materials like clay and metal and some even use ice! 	<ul style="list-style-type: none"> • Look at and talk about the work of sculptors (Antony Gormley and Andy Goldsworthy) and say how they are the same and how they are different • Decorate a clay tile using coiling. • Explore clay and playdough • Use sculpture to share my ideas 	<ul style="list-style-type: none"> • Pablo Picasso was a Spanish artist. • Pencils can make different marks (including outlines and infilling)
Vocabulary: Clay: a material used and moulded by sculptors Coiling: rolling out the clay to make a long roll which is coiled and stacked Material: what an object is made from Sculptor: an artist who makes sculptures Sculpture: forming solid objects to make 3D models	Images: 